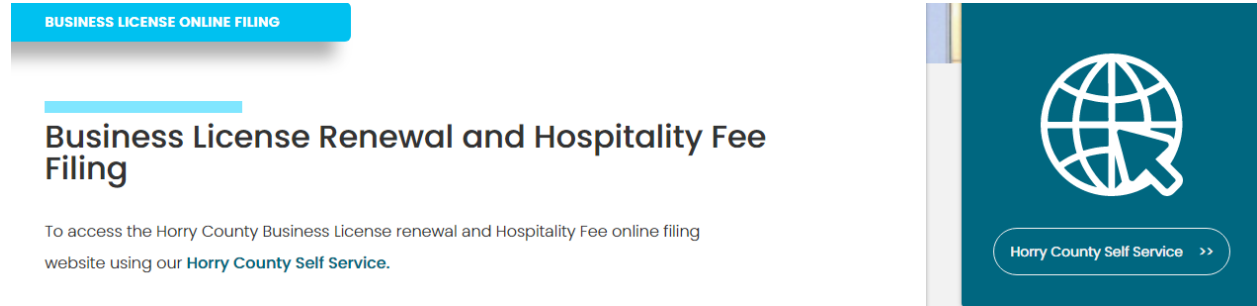


How to Create a Horry County Citizen Self Service Account

Click on Horry County Self Service



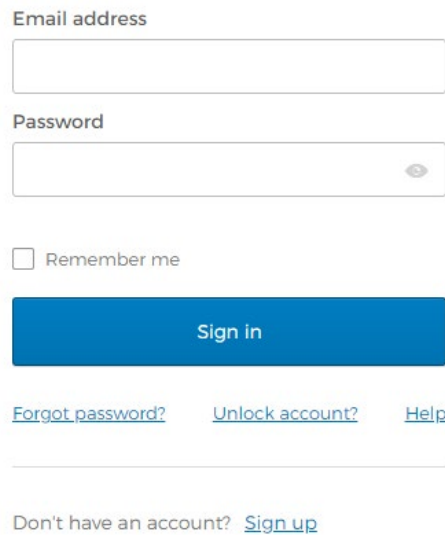
The screenshot shows a website interface. At the top left, there is a blue banner with the text "BUSINESS LICENSE ONLINE FILING". Below this, the main heading reads "Business License Renewal and Hospitality Fee Filing". Underneath the heading, a paragraph states: "To access the Horry County Business License renewal and Hospitality Fee online filing website using our [Horry County Self Service](#)." To the right of the text is a dark teal square button featuring a white globe icon with a mouse cursor pointing at it. Below the icon, the text "Horry County Self Service" is displayed with two right-pointing chevrons (»).

Click Log In or Horry County Self Service



The screenshot shows a dark teal header bar with the text "LOG IN" in white. Below the header is a light gray bar containing the text "Home" in a dark blue font. Underneath that is another light gray bar with the text "Horry County Self Service" in a dark blue font.

Click Sign Up



The screenshot shows a sign-up form. It includes two input fields: "Email address" and "Password". Below the password field is a checkbox labeled "Remember me". A blue button labeled "Sign in" is positioned below the form. Underneath the button are three links: "Forgot password?", "Unlock account?", and "Help". At the bottom of the form, there is a horizontal line and the text "Don't have an account? [Sign up](#)".



Fill in all fields below



Create an account

* indicates required field

Sign up

[Back to sign in](#)

If you register for a new account, you will see a page like below. Wait for the confirmation email.



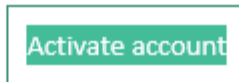
Verification email sent

To finish signing in, check your email.


[Back to sign in](#)



To verify your email address and activate your account, please click the following link:



This link expires in 7 days.

Once you click activate account, it will take you where you need to enter your Email and Password to login, then click on search communities (on the right), type in "Horry County" then click  to the right of Horry County SC Citizen Self Service. This will take you to the Horry County Self Service Homepage, then click Horry County Self Service on the right.

From here you can link your account by pressing link to account.

Linked Accounts

Select an account to work with.

[Link to Account](#)

Horry County Self Service

Business License/Hospitality

Accounts

The information needed here (Account ID and Owner's CID) should have been mailed to you. If you do not have this information, please reach out to our Business License/Hospitality department by using the information below or by clicking on the Contact Us link on this page.

Phone: 843-915-5620 Email: BLHospitality@horrycounty.org





Business License/Hospitality Account Link Setup

What is the account ID of this business? *

What is the owner's CID? *

Submit

Cancel

* indicates required field